

Ainm Carthanas a Athrú – Treoir Úsáideora

User Guide – Change of Charity Name

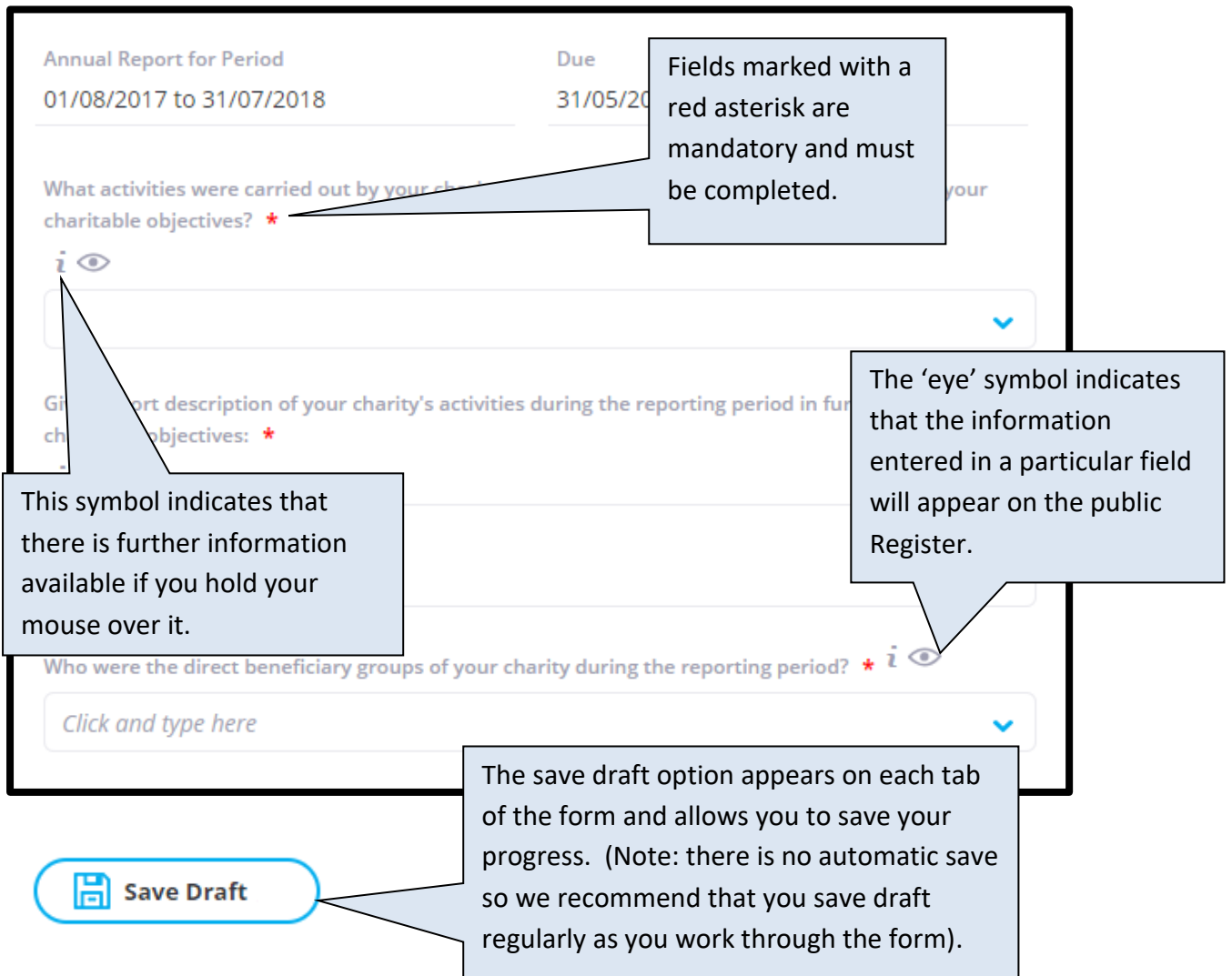
[Gaeilge](#)

[English](#)

Gaeilge

User Guide – Change of Charity Name

Use this form to apply for consent to change the official name of your charity as it appears in the Register of Charities. Please note: You must not change the name of your registered charity without the prior consent of the Charities Regulator – to do so is an offence. In this form there are three tabs to be completed: Name Change, Attachments and Declaration.



The screenshot shows a form with the following elements and callouts:

- Annual Report for Period:** 01/08/2017 to 31/07/2018. **Due:** 31/05/2018.
- Question:** "What activities were carried out by your charity during the reporting period in furtherance of your charitable objectives?" (marked with a red asterisk).
- Callout 1:** "Fields marked with a red asterisk are mandatory and must be completed." (points to the red asterisk).
- Callout 2:** "This symbol indicates that there is further information available if you hold your mouse over it." (points to an information icon 'i' and an eye icon).
- Callout 3:** "The 'eye' symbol indicates that the information entered in a particular field will appear on the public Register." (points to the eye icon).
- Question:** "Who were the direct beneficiary groups of your charity during the reporting period?" (marked with a red asterisk).
- Callout 4:** "The save draft option appears on each tab of the form and allows you to save your progress. (Note: there is no automatic save so we recommend that you save draft regularly as you work through the form)." (points to a "Save Draft" button).

1. Name Change

Your existing name will appear at the top of this section. Beneath this you can select your charity's governing form. Then you should enter your proposed new name in the relevant box.

The proposed new name must satisfy the criteria set out in section 42(2) of the Charities Act 2009. In summary it must not:

- Be the same or very similar to another charity
- Mislead people regarding the purpose or activities of the charity
- Lead people to incorrectly believe it is connected to another body
- Cause offence to a reasonable person

Click on the 'Check Name' button in order to check if your chosen name is similar to or matching an existing organisation.

You must select a reason for the change of name request from the drop down list. If you select 'New Name', you must provide further information to explain the reason why your charity wishes to change its name.

You may require the consent of another regulator or organisation in order to change the name of your charity. If you do, you must provide the name of the organisation(s) and any relevant registration numbers that you have with them. You must also provide evidence of their consent to the change of name.

2. Attachments

Please note that you should not upload these documents until requested to do so by the Charities Regulator. The Charities Regulator will consider your request to change the name of the charity and, if we consent to the new name, we will return the form to you asking you to upload the documents. It is only when you receive our consent and notification to upload the documents that you may proceed to change the name of your charity.

Documents for upload must be in PDF and less than 10mb in size.


Governing Document: This is your amended constitution, charter, statute or rules of the charity showing the new name.

Special Resolution Documents: These are the documents which confirm the decision made by the trustees of your charity in respect of the change of name. If the charity is not incorporated, minutes of the meeting where the decision to change the name of the charity was agreed, should be uploaded. If it is incorporated then the special resolution document filed with the Companies Registration Office (CRO) should be uploaded.

Other Documents: Attach any other documents relevant to the change of name or as requested by us.

3. Declaration

This section allows you to review and certify the information you have provided. If you are satisfied that it is correct, and it has been approved by the trustees for submission, you should submit your changes. The privacy terms and Statement of Information Practices should be read and accepted.

Once you are satisfied with this you can click on  **Preview** to download a PDF of your information.

Then click on  to submit your application to the Charities Regulator.


English

Ainm Carthanais a Athrú – Treoir Úsáideora

Bain úsáid as an bhfoirm seo chun iarratas a dhéanamh ar thoiliú le hainm oifigiúil do charthanais, mar atá sa Chlár Carthanas, a athrú. Tabhair faoi deara: Níor cheart duit ainm do charthanais chláraithe a athrú gan cead a fháil roimh ré ón Rialálaí Carthanas – is cion é ainm a athrú gan an cead sin. Tá trí tháb le comhlánú san fhoirm seo: Athrú Ainm, Ceangaltáin agus Dearbhú.

Tuarascáil Bhliantúil don Tréimhse 01/01/2018 to 31/12/2018	Dlíte 31/10/2019
--	---------------------


Cé na gníomhaíochtaí a sheol do Charthanas le linn na tréimhe tuairiscithe do chuspóirí carthanúla a chur chun cinn? *

i 


Tabhair cur síos gairid ar na gníomhaíochtaí a sheol do Charthanas le linn na tréimhe tuairiscithe do chuspóirí carthanúla a chur chun cinn *

chur isteach

Cé na grúpaí a bhain tairbhe dhíreacha as gníomhaíochtaí do Charthanas le linn na tréimhe tuairiscithe?

i 

Cliceáil agus clóscríobh anseo

 **Sábháil an Dréachta [a]**

Is réimsí éigeantacha iad na réimsí atá marcáilte le réiltín dearg agus ní mór iad a chomhlánú.

Tugann an tsiombail ‘súile’ le fios go mbeidh an fhaisnéis a iontráiltear i réimse ar leith le feiceáil ar an gClár poiblí.

Tá an rogha ‘sábháil dréacht’ le feiceáil ar gach táb den fhoirm agus cumasaítear leis an rogha sin duit do dhul chun cinn a shábháil. (Tabhair faoi deara: toisc nach sábháiltear aon obair go huathoibríoch, molaimid duit do dhréacht a shábháil go rialta le linn duit dul tríd an bhfoirm).

1. Athrú Ainm

Beidh d'ainm reatha le feiceáil ag barr an rannáin seo. Faoin ainm sin, is féidir leat foirm rialaithe do charthanas a roghnú. Ba cheart duit an t-ainm nua atá beartaithe agat a iontráil sa bhosca iomchuí.

Ní mór go sásóidh an t-ainm nua atá beartaithe na critéir atá leagtha amach in alt 42(2) den Acht Carthanas 2009. I mbeagán focal, níor cheart na nithe seo a leanas a bheith i gceist leis an ainm:

- Is ionann é agus ainm carthanas eile nó tá sé cosúil le hainm carthanas eile
- Cuireann sé daoine ar míthreoir maidir le cuspóir nó gníomhaíochtaí an charthanas
- Tugann sé ar dhaoine a chreidiúint, agus dul amú orthu, go bhfuil baint ag an gcarthanas le comhlacht eile
- Cuireann sé múisiam ar dhuine réasúnach

Clliceáil ar an gcaipse 'Seiceáil an tAinm' chun a fháil amach cé acu is amhlaidh nó nach amhlaidh go bhfuil d'ainm roghnaithe cosúil le hainm eagraíochta atá ann cheana nó gurb ionann é agus ainm eagraíochta atá ann cheana.

Ní mór duit cúis leis an iarraidh ar athrú ainm a roghnú ón liosta anuas. Má roghnaíonn tú 'Ainm Nua', ní mór duit tuilleadh faisnéise a thabhairt chun a mhíniú cén fáth ar mian le do charthanas a ainm a athrú.

Tá seans ann go mbeidh toiliú ó rialálaí nó ó eagraíocht eile ag teastáil uait chun ainm do charthanas a athrú. Má tá an toiliú sin ag teastáil uait, ní mór duit ainm na heagraíochta/na n-eagraíochtaí lena mbaineann agus aon uimhreacha clárúcháin iomchuí atá agat leo a thabhairt. Ní mór duit fianaise a thabhairt freisin gur thoiligh an eagraíocht/na heagraíochtaí leis an athrú ainm.

2. Ceangaltáin

Tabhair faoi deara nár cheart duit na doiciméid seo a uaslódáil go dtí go n-iarrfaidh an Rialálaí Carthanas ort déanamh amhlaidh. Déanfaidh an Rialálaí Carthanas breithniú ar d'iarraidh ar ainm an charthanais a athrú agus, má thoilimid leis an ainm nua, seolfaimid an fhoirm ar ais chugat agus iarrfaimid ort na doiciméid a uaslódáil. Ní fhéadfaidh tú dul ar aghaidh le hainm do charthanais a athrú ach amháin tar éis dúinn toiliú agus fógra a thabhairt duit na doiciméid a uaslódáil.

Maidir le haon doiciméid atá le huaslódáil, ní mór go mbeidh siad i bhformáid PDF agus go mbeidh níos lú ná 10 MB iontu.


Doiciméad Rialaithe: Is é seo an leagan leasaithe de bhunreacht, cairt, reacht nó rialacha do charthanais ina léirítear an t-ainm nua.

Doiciméid Rúin Speisialta: Is iad seo na doiciméid ina ndeimhnítear gur chinn iontaobhaithe do charthanais an t-ainm a athrú. Mura cuideachta chorpraithe é an carthanas, ba cheart miontuairiscí an chruinnithe inar comhaontaíodh ainm an charthanais a athrú a uaslódáil. Más cuideachta corpraithe é an carthanas, ba cheart an doiciméad rúin speisialta a comhdaíodh leis an Oifig um Chlárú Cuideachtaí (CRO) a uaslódáil.

Doiciméid Eile: Ceangail aon doiciméid eile a bhaineann leis an athrú ainm nó aon doiciméid eile a d'iarramar.

3. Dearbhú

Sa rannán seo, is féidir leat an fhaisnéis atá tugtha agat a athbhreithniú agus a dheimhniú. Más deimhin leat go bhfuil an fhaisnéis ceart, agus má cheadaigh na hiontaobhaithe í lena cur isteach, ba cheart duit d'athruithe a chur isteach. Ba cheart na téarmaí príobháideachais agus an Ráiteas faoi Chleachtais Faisnéise a léamh agus ba cheart glacadh leo.

A luaithe atá tú sásta leis sin, is féidir leat cliceáil ar  **Réamhamharc** chun d'fhaisnéis a íoslódáil i bhformáid PDF.

Cliceáil ar  ansin chun d'iarratas a chur faoi bhráid an Rialálaí Carthanas.