

User Guide – Maintain Bank Account

Cuntas Bainc a Chothabháil – Treoir Úsáideora

Gaeilge

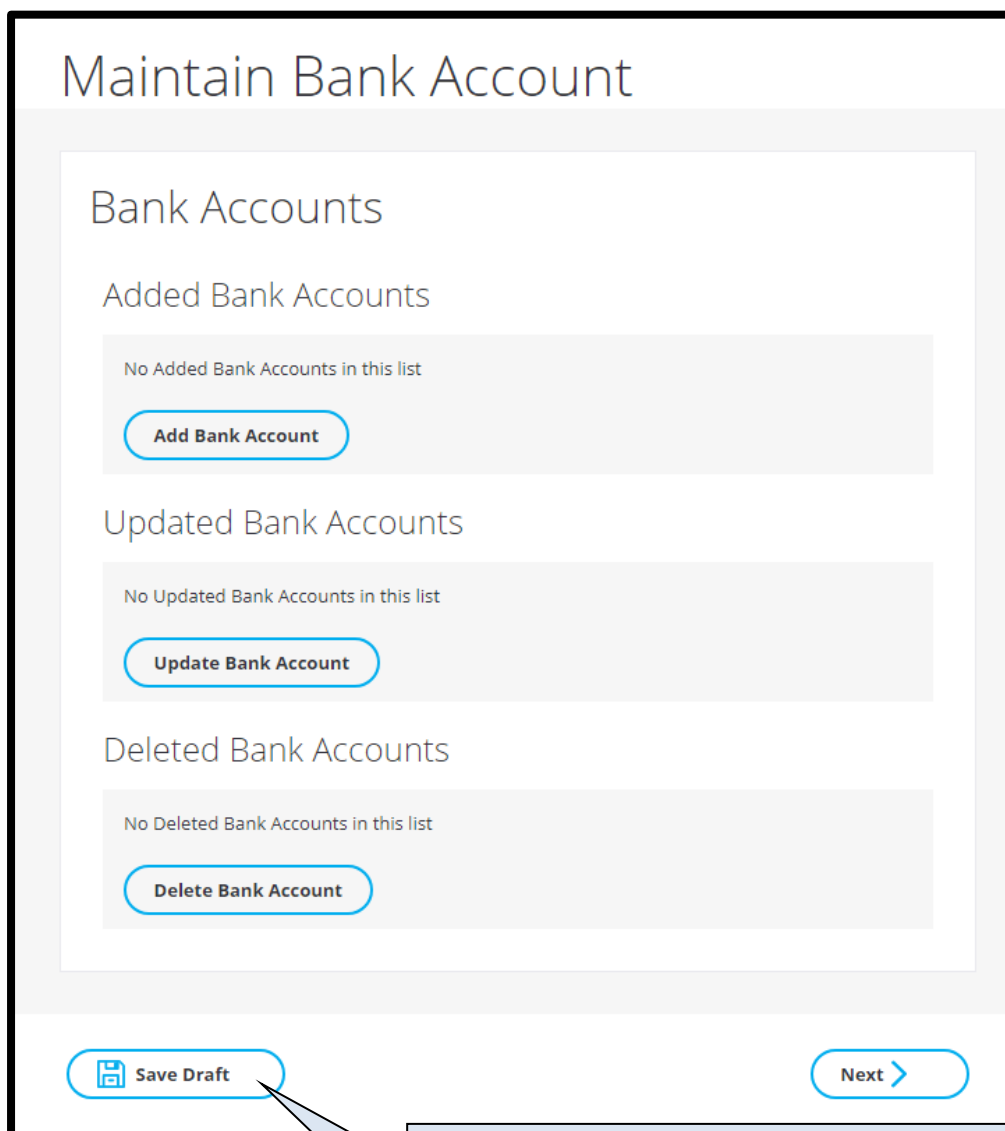
English

Gaeilge

User Guide – Maintain Bank Account

Use this form to update, add or delete bank accounts for your registered charity.

In this form there are two tabs to be completed: Bank Accounts and Declaration.



Maintain Bank Account

Bank Accounts

Added Bank Accounts

No Added Bank Accounts in this list

Add Bank Account

Updated Bank Accounts

No Updated Bank Accounts in this list

Update Bank Account

Deleted Bank Accounts

No Deleted Bank Accounts in this list

Delete Bank Account

Save Draft

Next >

The save draft option appears on each tab of the form and allows you to save your progress. (Note: there is no automatic save so we recommend that you save drafts regularly as you work through the form).


1. Bank Accounts

In this tab you can add new bank accounts and update or delete existing bank accounts.

When entering bank accounts you will need to include either the IBAN or Account Number and Sort Code.

2. Declaration

This section allows you to review and certify the information you have provided. If you are satisfied that it is correct, and it has been approved by the trustees for submission, you should submit your changes. The privacy terms and Statement of Information Practices should be read and accepted.

Once you are satisfied with this you can click on  **Preview** to download a PDF of your information

Then click on  to submit your changes.

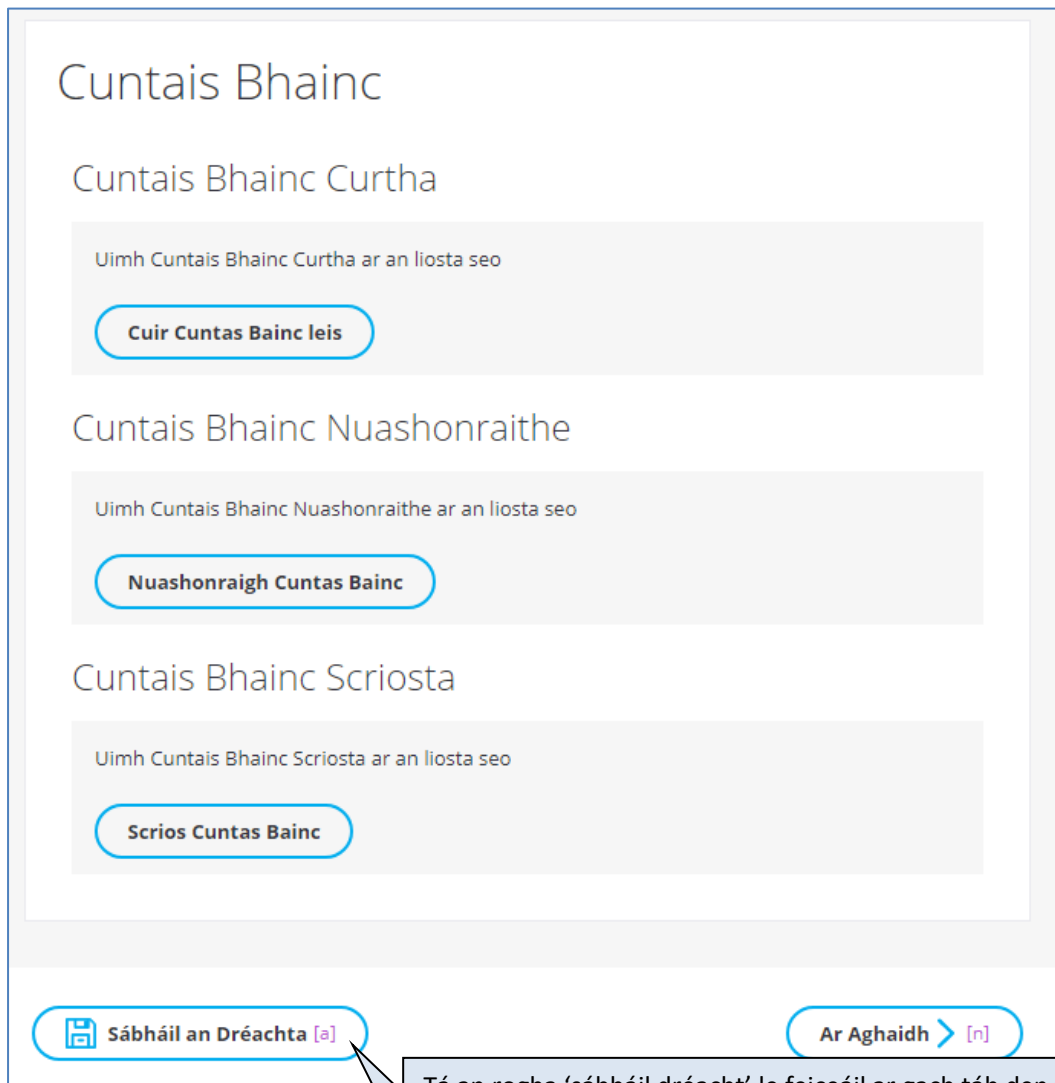
Bank account maintenance does not require the approval of the Charities Regulator so your charity's record will update automatically when you submit the form.

English

Cuntas Bainc a Chothabháil – Treoir Úsáideora

Bain úsáid as an bhfoirm seo chun cuntais bhainc a nuashonrú, a chur leis nó a scriosadh do do charthanas cláraithe.

Tá dhá tháb le comhlánú san fhoirm seo: Cuntais Bhainc agus Dearbhú.



Cuntais Bhainc

Cuntais Bhainc Curtha

Uimh Cuntais Bhainc Curtha ar an liosta seo

Cuir Cuntas Bainc leis

Cuntais Bhainc Nuashonraithe

Uimh Cuntais Bhainc Nuashonraithe ar an liosta seo

Nuashonraigh Cuntas Bainc

Cuntais Bhainc Scriosta

Uimh Cuntais Bhainc Scriosta ar an liosta seo

Scrios Cuntas Bainc

Sábháil an Dréachta [a] **Ar Aghaidh > [n]**

Tá an rogha 'sábháil dréacht' le feiceáil ar gach táb den fhoirm agus cumasaítear leis an rogha sin duit do dhul chun cinn a shábháil. (Tabhair faoi deara: toisc nach sábháiltear aon obair go huathoibríoch, molaimid duit dréachtaí a shábháil go rialta le linn duit dul tríd an bhfoirm).


1. Cuntais Bhainc

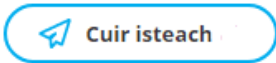
Sa táb seo, is féidir leat cuntais bhainc nua a chur leis agus cuntais bhainc reatha a nuashonrú nó a scriosadh.

Agus cuntais bhainc á n-iontráil agat, beidh ort an uimhir IBAN nó an Uimhir Chuntais agus an Cód Sórtála a thabhairt.

2. Dearbhú

Sa rannán seo, is féidir leat an fhaisnéis atá tugtha agat a athbhreithniú agus a dheimhniú. Más deimhin leat go bhfuil an fhaisnéis ceart, agus má cheadaigh na hiontaobhaithe í lena cur isteach, ba cheart duit d'athruithe a chur isteach. Ba cheart na téarmaí príobháideachais agus an Ráiteas faoi Chleachtais Faisnéise a léamh agus ba cheart glacadh leo.

A luaithe atá tú sásta leis sin, is féidir leat cliceáil ar  **Réamhamharc** chun d'fhaisnéis a íoslódáil i bhformáid PDF.

Cliceáil ar  **Cuir isteach** ansin chun d'athruithe a chur isteach.

Ní gá duit ceadú a fháil ón Rialálaí Carthanas chun cuntas bainc a chothabháil. Mar sin, nuashonrófar taifead do charthanas go huathoibríoch nuair a chuireann tú an fhoirm isteach.